

Clarity

Benefits and Features



Added Value and Benefits of Clarity

The Clarity software for project and portfolio management by the manufacturer CA Technologies, a Broadcom Company, is known for its comprehensive range of features. It is a particularly strong choice for planning and managing projects, portfolios, resources, and finances. So Clarity helps you to be more efficient in your daily work, take advantage of available resources for valuable projects, and align your initiatives with the overall corporate strategy.

With itdesign as your partner, you can get everything you need for your PPM from a single source, whether it be software, advice, or implementation.

This document will provide you with a good first impression of how Clarity and itdesign can help you to achieve your goals.

Table of Contents

Added Value and Benefits of Clarity	2
Features	4
itdesign as Clarity Partner	17

That Subtle Difference: What Makes Clarity So Special



Maximum Individual Configurability

Clarity can be individually adapted to your requirements so that you can get the maximum possible benefit from the software.



Comprehensive Range of Features

The tool comes with ideas, projects, programs, portfolios, resources, and more. You get to decide what features you really need.



Reporting and Business Intelligence

The features include an optimized data warehouse and the embedded BI platform as well as the integrated Jaspersoft reporting platform.



Acceptance Thanks to User Friendliness

Clarity's intuitive user interface and interactive communication options make it popular with users and an efficient collaboration tool.



Agile, Classic or Hybrid Project Management

Regardless of how you have managed projects in the past, whether with a classic, agile, or hybrid method, Clarity can handle any kind of project management.



Investment Security Thanks to Long-Term Focus

Quarterly releases, SaaS capability, and an available mobile app all ensure continuous improvement and the sustainability of the software.

Even independent reports consider Clarity a leader in the area of PPM software:

Analysts Are Also Impressed with Clarity

Gartner

 **IDC**
Analyze the Future

FORRESTER

 **Le Bihan**
La Solution.

The Most Important Features of Clarity

Click on the fields and find out more.



Implement Projects



Roadmapping



Manage Portfolios



Develop Products



Plan Resources



Manage Ideas



Monitor Finances



Create Reports



Manage Services



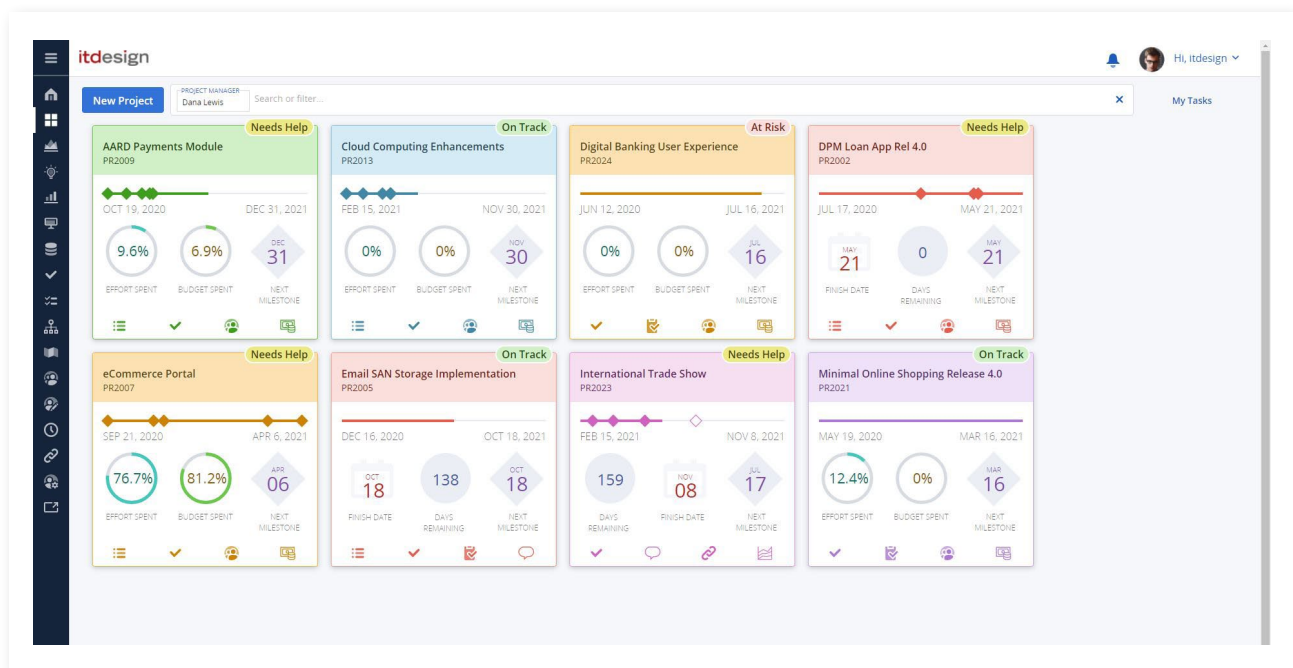
Line Activities



Mobile Access

Project Management

Clarity supports all types of project management, including classic, agile, or hybrid, and follows PMI and PMBOK best practices. Create new projects quickly and easily from your customized templates, and create custom fields that perfectly meet your requirements. During the course of the project, take advantage of the easy-to-use integrated chat and notification feature designed to help team members collaborate successfully. Thanks to the status reports and visual display, project managers can keep an eye on the progress of their projects at all times.



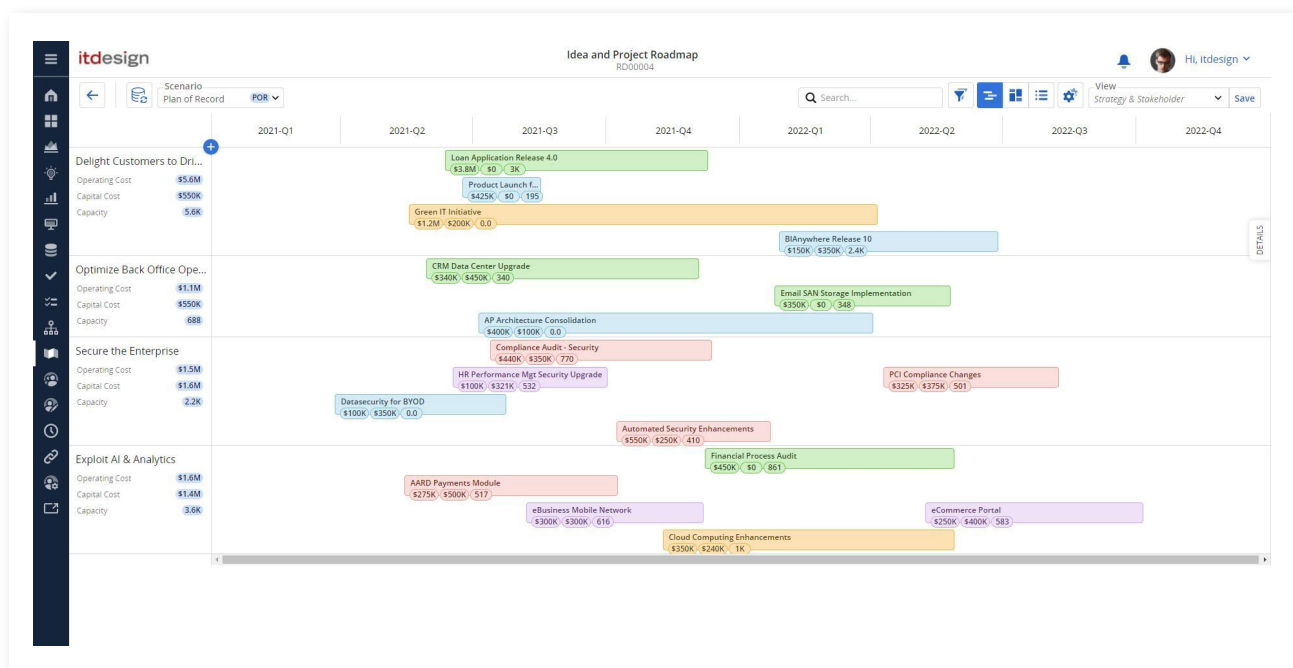
Complete overview of all projects with current status

Most Important Features

- Collection of project master data
- Collaboration with integrated chat and notification features all the way down to task level
- Hassle-free staffing of roles and resources on projects
- Project planning using Gantt overview, task board and to do list
- Creation of dependencies and relationships
- Scenario planning and creation of baselines
- Saving project plans for a standardized methodical approach as templates for future projects
- Facilitated project governance through risk, issue, or change management
- Tracking the course of the project by means of integrated status reporting
- Task overview at the project, team, and resource levels
- Time tracking
- Agile, classic, and hybrid project management
- Document management

Roadmapping and Portfolio Management

Portfolio management can be performed either bottom-up or top-down. Both of these options can be easily mapped in Clarity. Create strategic roadmaps that management can use to present the company's goals and strategic direction to all employees in a simple and transparent manner as well transfer these into the operational project planning.



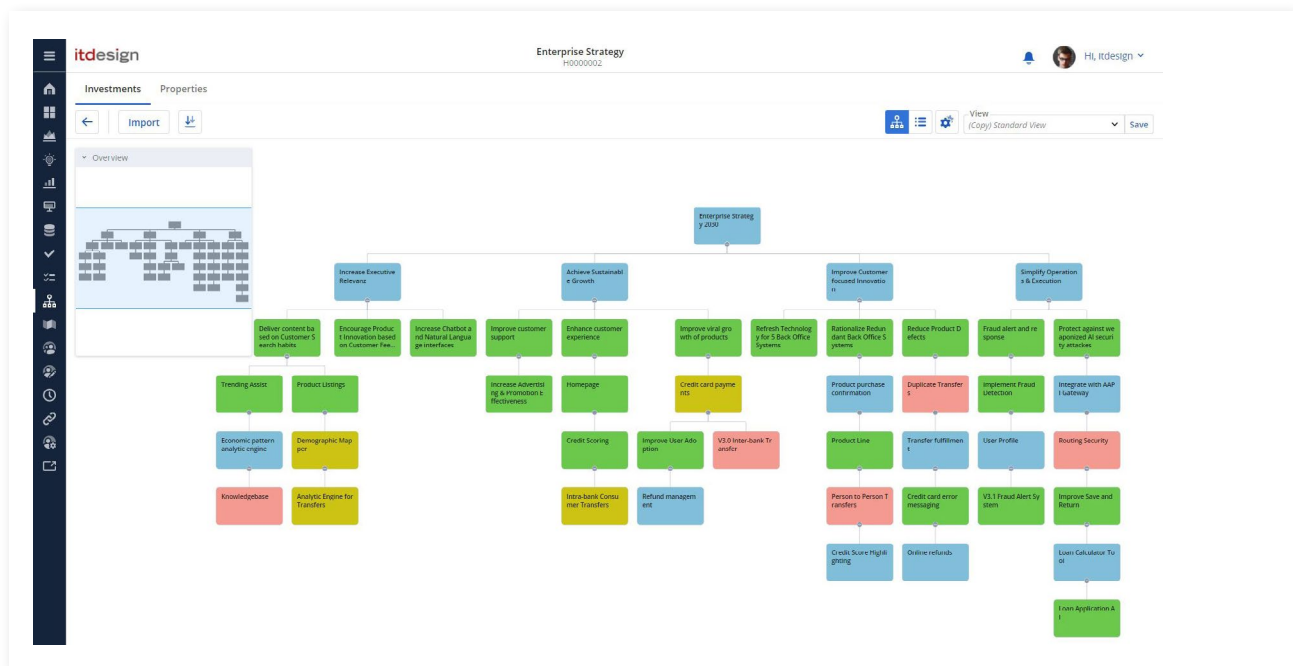
Roadmap of your strategic project planning

Most Important Features

- Strategic roadmapping (top-down planning)
- User-definable portfolios (bottom-up planning)
- Allocation according to self-defined criteria and aspects, e.g., in accordance with strategic focus
- Time-scaled aggregation of costs and budgets, including interactive infographics
- Ranking and prioritization of projects in portfolios in accordance with definable criteria
- Scenario planning and comparison in portfolios
- Waterline display
- Multi-invest portfolios where projects and programs are treated as types of investments

Product Management

Apart from projects and portfolios, Clarity also lets you develop and plan your products in a hierarchical manner, regardless of whether they are physical products or digital products, such as applications. With these hierarchies, your company can organize itself in a way that works for you. Align them with initiatives and value streams, or with your business goals or corporate strategy.



Corporate strategy hierarchy

Most Important Features

- Planning and controlling your specific investments, such as products, epics, goals, or programs, for example
- Mapping of all investments and their dependencies in hierarchies
- Presentation of the requirements along with type descriptions and an overview of the current product costs, expenses, development projects, and company priorities
- Roadmapping: Strategic product development and release planning
- Agile software development, e.g., via a Jira connection
- Application management
- Reporting and dashboards

Resource Management

Effective resource management and project success are the result of using the right resources for the right projects. Clarity displays all the relevant resource planning factors: availability, allocations, assignments, and actual times. Various dashboards help you keep track of all the resource allocations within your projects.

The screenshot displays the Clarity Resource Management interface. The top section shows the 'Resources' tab with a search bar and a table of resource allocations. The bottom section shows the 'Requests' tab with a search bar and a table of resource requests. Both tables have columns for various time periods (2021-07 to 2022-03) and a 'TOTALS' column.

	2021-07 ALLOCATION	2021-08 ALLOCATION	2021-09 ALLOCATION	2021-10 ALLOCATION	2021-11 ALLOCATION	2021-12 ALLOCATION	2022-Q1 ALLOCATION	2022-Q2 ALLOCATION	2022-Q3 ALLOCATION	2022 ALLOCATION	TOTALS ALLOCATION
FINNED (H)	100.26	393.14	578.74	645.14	505.00	264.57	104.00	0.00	0.00	104.00	2,590.86
Alex Garcia	0.00	0.00	22.40	32.45	34.09	35.86	0.00	0.00	0.00	0.00	124.80
AARD Payments Module	0.00	0.00	22.40	32.45	34.09	35.86	0.00	0.00	0.00	0.00	124.80
Alex Riviera	0.00	0.00	0.00	0.00	0.00	0.00	0.00	0.00	0.00	0.00	0.00
Carlos Perez	0.00	0.00	0.00	0.00	0.00	0.00	0.00	0.00	0.00	0.00	0.00
Joyce Bauer	0.00	0.00	0.00	0.00	0.00	0.00	0.00	0.00	0.00	0.00	0.00
Lily Grant	0.00	178.48	178.48	323.75	214.92	188.72	104.00	0.00	0.00	104.00	1,188.34
Nicole Fleming	0.00	0.00	0.00	0.00	0.00	0.00	0.00	0.00	0.00	0.00	0.00
Paul Berks	100.26	102.66	81.86	40.93	0.00	0.00	0.00	0.00	0.00	0.00	325.71
Email SAN Storage Impl.	100.26	102.66	81.86	40.93	0.00	0.00	0.00	0.00	0.00	0.00	325.71
Paul Martin	0.00	88.00	176.00	168.00	176.00	0.00	0.00	0.00	0.00	0.00	608.00
Cloud Computing Enhanc.	0.00	88.00	176.00	168.00	176.00	0.00	0.00	0.00	0.00	0.00	608.00
Holiday	0.00	0.00	0.00	0.00	0.00	0.00	0.00	0.00	0.00	0.00	0.00
Paula Granger	0.00	24.00	120.00	80.00	80.00	40.00	0.00	0.00	0.00	0.00	344.00
Sachin Pendulkar	0.00	0.00	0.00	0.00	0.00	0.00	0.00	0.00	0.00	0.00	0.00

	2021-07 ALLOCATION	2021-08 ALLOCATION	2021-09 ALLOCATION	2021-10 ALLOCATION	2021-11 ALLOCATION	2021-12 ALLOCATION	2022-Q1 ALLOCATION	2022-Q2 ALLOCATION	2022-Q3 ALLOCATION	2022 ALLOCATION	TOTALS ALLOCATION
ABM Marketing	4,086.89	4,452.14	4,231.77	2,301.54	1,568.00	552.00	240.00	0.00	0.00	240.00	17,432.34
ABM Marketing	352.00	352.00	320.00	168.00	176.00	184.00	240.00	0.00	0.00	240.00	1,792.00
Analyst Relations	0.00	0.00	0.00	0.00	0.00	0.00	0.00	0.00	0.00	0.00	0.00
Architect	530.05	778.05	978.05	689.12	512.00	184.00	0.00	0.00	0.00	0.00	3,671.26
Business Analyst	448.00	352.00	120.00	0.00	0.00	0.00	0.00	0.00	0.00	0.00	920.00
Corporate Marketing	0.00	0.00	0.00	0.00	0.00	0.00	0.00	0.00	0.00	0.00	0.00
Data Analytics Engineer	0.00	0.00	0.00	0.00	0.00	0.00	0.00	0.00	0.00	0.00	0.00

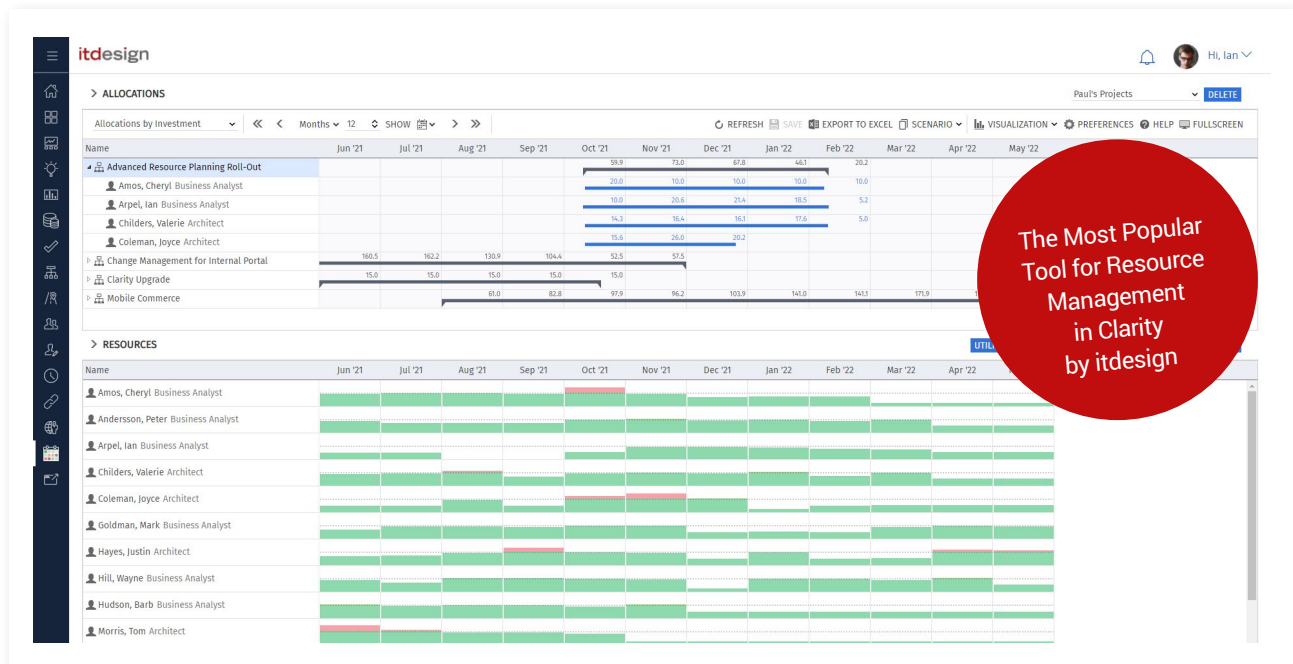
Resource and utilization overview

Most Important Features

- Cross-project resource planning at the role, individual, and team levels
- Support of allocation as well as assignment of planning options
- Transparency of the degree of utilization and capacity at the person, department, and project level
- Maintenance of resource master data, such as availability, contact information, and allocation to organizational unit or skill management
- Making resource requests available to resource managers (hard and soft resource allocations)
- Scenario simulation

itd Advanced Resource Planning

With itd Advanced Resource Planning, you can actually view the effects of your changes on employee utilization during the planning phase right there, in real time, and all in one place. Create realistic plans and make the right decisions about your chosen resources.



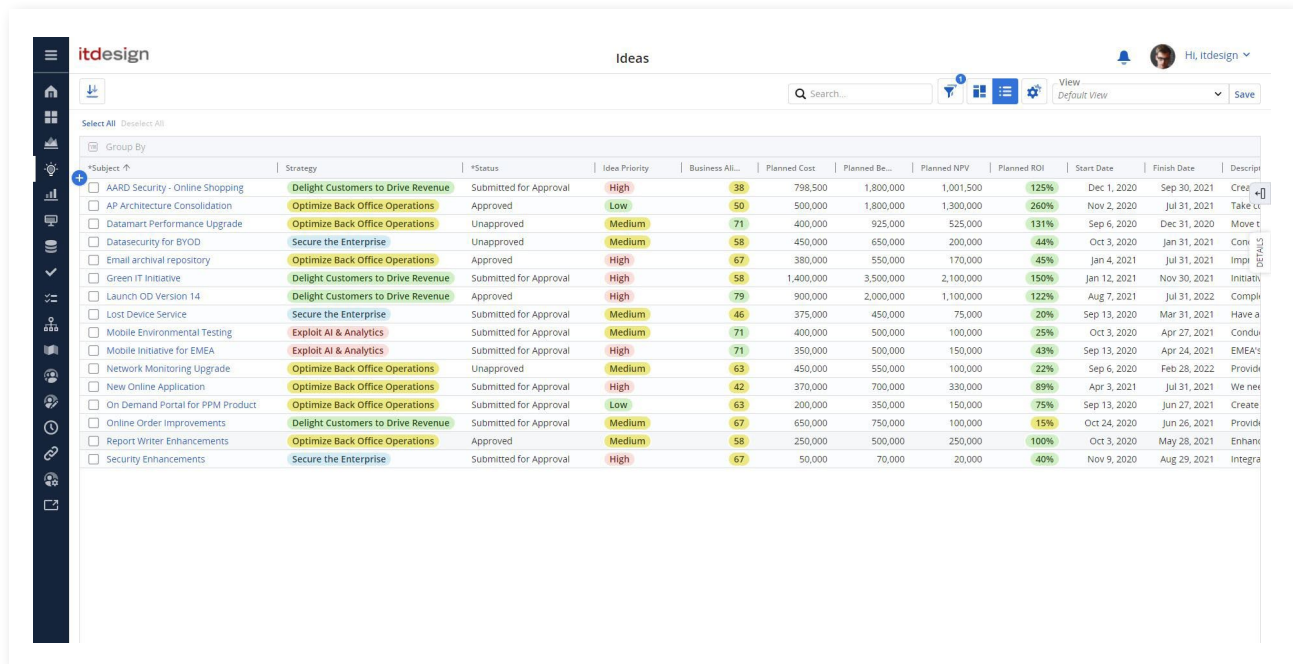
Operational resource planning with a Gantt chart view and resource utilization

Most Important Features

- Processing of allocations and assignments for projects
- Visible real-time resource utilization across all projects and investments
- Global utilization views for graphic representation of bottlenecks
- Drag-and-drop functionality
- Comprehensive configurable filter options
- Scenario planning for allocations
- Shift entire project phases with one drag of your mouse
- Structure of a Gantt chart
- Excel export of the viewed data

Demand Management

Demand Management in Clarity makes a distinction between ideas and incidents. Take advantage of this module to map your existing process and evaluate new suggestions or reports about incidents. Design the workflows and define how ideas or incidents are evaluated, categorized, and prioritized.



*Subject	Strategy	*Status	Idea Priority	Business Ali...	Planned Cost	Planned Be...	Planned NPV	Planned ROI	Start Date	Finish Date	Description
<input type="checkbox"/> AARD Security - Online Shopping	Delight Customers to Drive Revenue	Submitted for Approval	High	38	798,500	1,800,000	1,001,500	125%	Dec 1, 2020	Sep 30, 2021	Cre...
<input type="checkbox"/> AP Architecture Consolidation	Optimize Back Office Operations	Approved	Low	50	500,000	1,800,000	1,300,000	260%	Nov 2, 2020	Jul 31, 2021	Take U...
<input type="checkbox"/> Datamart Performance Upgrade	Optimize Back Office Operations	Unapproved	Medium	71	400,000	925,000	525,000	131%	Sep 6, 2020	Dec 31, 2020	Move t...
<input type="checkbox"/> Datasecurity for BYOD	Secure the Enterprise	Unapproved	Medium	58	450,000	650,000	200,000	44%	Oct 3, 2020	Jan 31, 2021	Coni...
<input type="checkbox"/> Email archival repository	Optimize Back Office Operations	Approved	High	67	380,000	550,000	170,000	45%	Jan 4, 2021	Jul 31, 2021	Imple...
<input type="checkbox"/> Green IT Initiative	Delight Customers to Drive Revenue	Submitted for Approval	High	58	1,400,000	3,500,000	2,100,000	150%	Jan 12, 2021	Nov 30, 2021	Initiat...
<input type="checkbox"/> Launch OD Version 14	Delight Customers to Drive Revenue	Approved	High	79	900,000	2,000,000	1,100,000	122%	Aug 7, 2021	Jul 31, 2022	Comple...
<input type="checkbox"/> Lost Device Service	Secure the Enterprise	Submitted for Approval	Medium	46	375,000	450,000	75,000	20%	Sep 13, 2020	Mar 31, 2021	Have a...
<input type="checkbox"/> Mobile Environmental Testing	Exploit AI & Analytics	Submitted for Approval	Medium	71	400,000	500,000	100,000	25%	Oct 3, 2020	Apr 27, 2021	Condu...
<input type="checkbox"/> Mobile Initiative for EMEA	Exploit AI & Analytics	Submitted for Approval	High	71	350,000	500,000	150,000	43%	Sep 13, 2020	Apr 24, 2021	EMEA's...
<input type="checkbox"/> Network Monitoring Upgrade	Optimize Back Office Operations	Unapproved	Medium	63	450,000	550,000	100,000	22%	Sep 6, 2020	Feb 28, 2022	Provid...
<input type="checkbox"/> New Online Application	Optimize Back Office Operations	Submitted for Approval	High	42	370,000	700,000	330,000	89%	Apr 3, 2021	Jul 31, 2021	We nee...
<input type="checkbox"/> On Demand Portal for PPM Product	Optimize Back Office Operations	Submitted for Approval	Low	63	200,000	350,000	150,000	75%	Sep 13, 2020	Jun 27, 2021	Create...
<input type="checkbox"/> Online Order Improvements	Delight Customers to Drive Revenue	Submitted for Approval	Medium	67	650,000	750,000	100,000	15%	Oct 24, 2020	Jun 26, 2021	Provid...
<input type="checkbox"/> Report Writer Enhancements	Optimize Back Office Operations	Approved	Medium	58	250,000	500,000	250,000	100%	Oct 3, 2020	May 28, 2021	Enhanc...
<input type="checkbox"/> Security Enhancements	Secure the Enterprise	Submitted for Approval	High	67	50,000	70,000	20,000	40%	Nov 9, 2020	Aug 29, 2021	Integra...

Example of an idea overview with your specific evaluation criteria

Most Important Features

- Demand Management includes
 - Suggestions and ideas for new products, services, and strategic initiatives
 - Incidents or problems
 - Project inquiries
 - Service and support inquiries
- Variable determination of evaluation criteria for demands
- Configurable approval and workflow processes all the way up to conversion to a project
- Attaching files

Financial Management

Proper project management requires strong financial management. Clarity is particularly strong in this area thanks to cost matrix storage. The integrated profitability calculations and reports give you constant control of your projects, including from a financial perspective as well.

Totals		2020-10			2020-11			2020-12			2021-01		
*Cost Type	*Transaction Class	Cost	Actual Cost	Cost Variance	Cost	Actual Cost	Cost Variance	Cost	Actual Cost	Cost Variance	Cost	Actual Cost	Cost Variance
Operating	Internal Labor	202,400	51,911	150,489	161,200	14,400	146,800	26,800	37,511	(0	0	0
Operating	License Costs	119,000	0	119,000	35,000	0	35,000	42,000	0	42,000	42,000	0	42,000
Operating	Travel	16,000	0	16,000	4,000	0	4,000	4,000	0	4,000	4,000	0	4,000
Capital	Hardware	285,000	0	285,000	125,000	0	125,000	150,000	0	150,000	5,000	0	5,000
Capital	Internal Labor	137,080	711	136,369	5,000	0	5,000	37,400	711	36,689	75,080	0	75,080

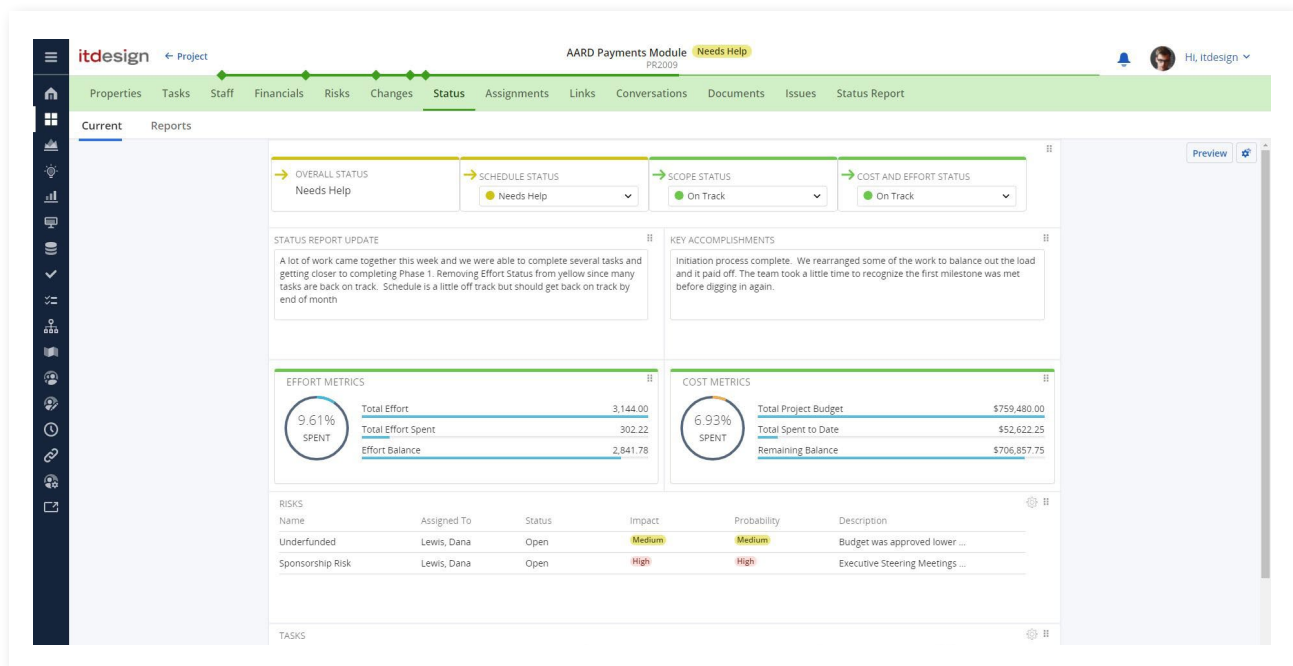
Financial planning

Most Important Features

- Setting up of a cost matrix for resources and roles
- Presentation of cost, service, and budget plans
- Calculation of key performance indicators, e.g., NPV, ROI, earned value, internal rate of return, modified internal rate of return, amortization period, break-even, capital ratio % or reinvestment rate %
- Extensibility through user-defined metrics
- Numerous report templates, including TIBCO JasperSoft Reporting tool and dashboards (see reporting)
- Configuration of project finances reporting as per desired granularity, e.g., by task, phase, milestone, project, program, or portfolio
- Sharing and integration of financial information with ERP systems


Reporting

Clarity offers various reporting options. Take advantage of portlets for user-defined dashboards. At the same time, all users can create reports by taking advantage of the TIBCO Jaspersoft software that is fully integrated into Clarity. By developing appropriate interfaces, however, you can still link any reporting tool that you may already be using to Clarity.



Project status report

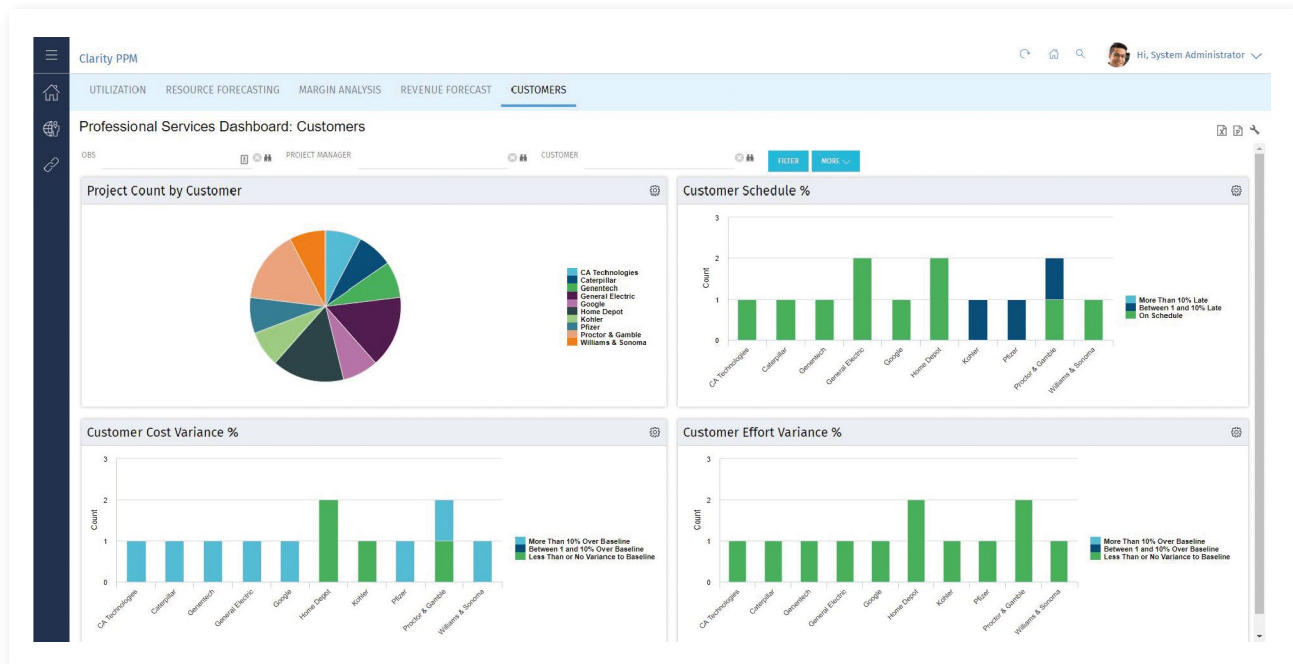
Most Important Features

- Real-time portlets for creating your own user-defined dashboards
- Fully integrated reporting engine with TIBCO Jaspersoft
- Selection of predefined and individually configurable, pixel-precise reports
- Performance of ad hoc reporting (either immediately or in accordance with a schedule) and subsequent (automated) e-mailing in a format of your choice, e.g., as a PDF, in Word, Excel, and PowerPoint
- Connect your preferred BI solution, e.g., Spotfire, Tableau, Power BI, or QlikView
- Availability on  mobile devices

Service Management

Clarity gives you transparency when it comes to services and customers.

Get an overview of the relevant resource utilization, and view the sales and margin analysis.



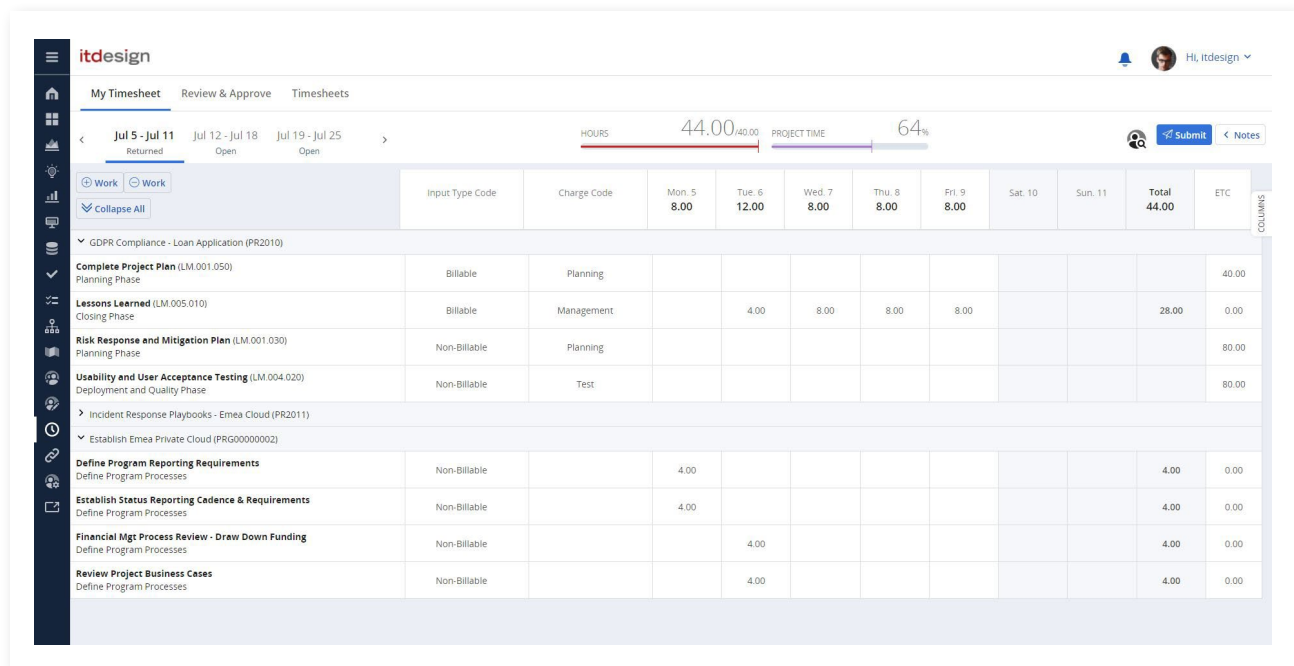
Your services at a glance

Most Important Features

- Investment hierarchy: rolling up of financial figures
- Profitability analyses broken down by services, customers, and projects
- Service Level Agreements (SLA)


Line Activities

Clarity helps you take the basic workloads of all employees into account when planning the project. This includes administrative activities as well as operational tasks, leave management, on-the-job training, or sick leave.



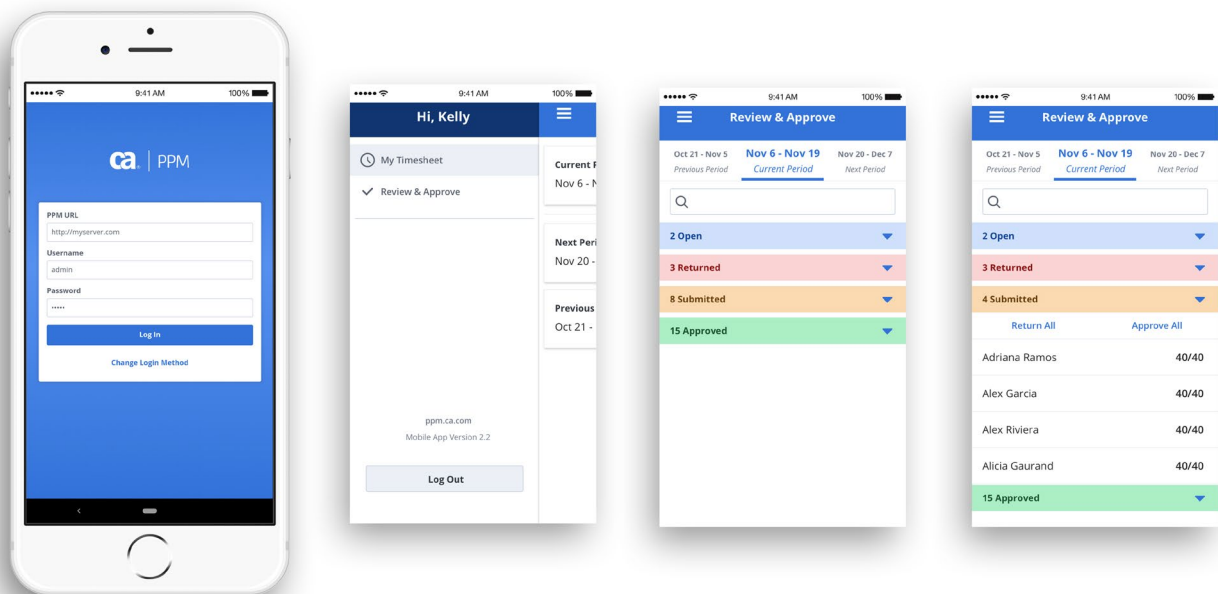
Time recording and timesheet approval

Most Important Features

- Administrative tasks
- Leave management
- Scheduled trainings
- Process management
- Time tracking, including on  mobile devices as well

Mobile Time App

Access your time tracking and approval process from anywhere with the Clarity mobile app.



Mobile app for quick time tracking on your smartphone

Most Important Features

- Time tracking with the mobile app
 - Time tracking and allocating working hours to projects
 - Approval process: approval or rejection of employee time tracking records
-

Mobile Reporting App

Access your reports and dashboards via your smartphone or tablets and view your reporting content at any time using Clarity's mobile reporting app.



Get an overview of your projects on the go with JasperMobile

Most Important Features

- JasperMobile: access reports, ad-hoc views, and dashboards via smartphone and tablet
 - Login with Clarity credentials, and get immediate access to your Clarity Advanced Reporting content
-

itdesign Is Your Clarity Partner



Felix Zwießele

Head of Sales

Tel.: +49 7071 3667-60

ppm.itdesign.de/en

I look forward
to your message!

➤ ppm@itdesign.de


Our Services

Everything under One Roof for Your Clarity

With itdesign, you will receive a complete package of long-term expertise, outstanding service, and a real partner you can rely on. We stand by our customers and assist them throughout the entire process with Clarity – from tool selection and implementation to hosting, application management, and support. In addition to technical implementation, you benefit from our best practices and professional know-how.

Selected References

These Customers Also Have Achieved Success with Clarity and itdesign



itdesign GmbH
Friedrichstraße 12
72072 Tübingen
Germany

