

itd Quick Start

The Fastest Way to Implement Clarity

We can implement Clarity at your company using our itd Quick Start method, and we can do it in just six weeks. First, we provide you with a standardized range of features, including best practice packages. In a matter of days you can start working productively with your new PPM solution, and you can do it all within a small budget. This standardized approach provides you with absolute release security.




Work productively and as fast as possible



Staying within the calculated budget



Release security thanks to out-of-the-box feature set





Best practice packages available



Step-by-step process

Let's Start with the Most Important Features

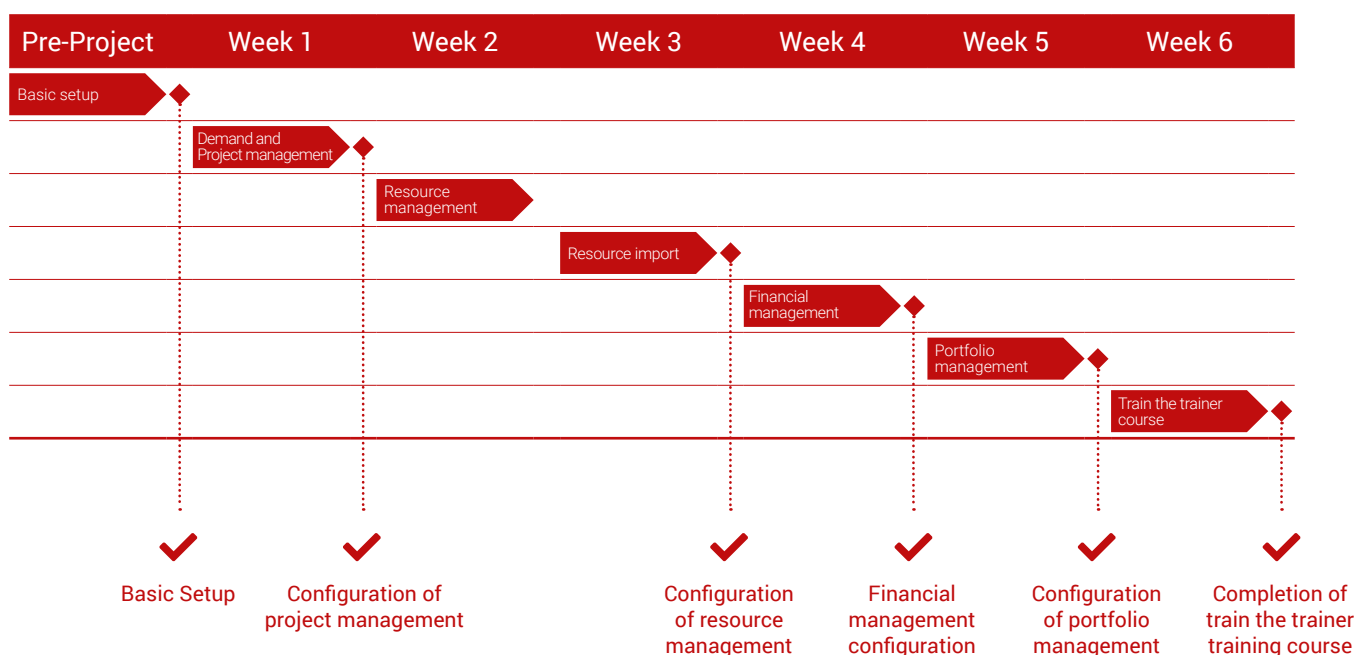
To ensure that you can start with Clarity as quickly as possible, with the itd Quick Start implementation we focus on the most relevant functionalities from the various modules. Even after the implementation of itd Quick Start, you can of course continue to expand your system over time as you take advantage of additional features and adapt the system to your growing project and portfolio management requirements.

	Demand Management	Project Management	Resource Management	Finance Management	Portfolio Management
	Basic setup: Configuration of rights concept • Mapping of department structures • Basic setup of the system				
 itd Quick Start	Configuration of demand master data	Collection of project master data	Configuration of the resource master data	Configuration of the cost matrix	Definition of evaluation criteria
	Evaluation criteria for demands	Definition of project templates	Reading and optimization of the resource data	Configuration of KPIs for cost data (Simple Budget)	Portfolio with dividing lines and simulation
	Configuration of simple approval processes	Time tracking		Cost plans	
		Creation of project status reports			
 Expansion Phase	Financial management of demands	Issue/risk/change management	Resource management with ARP* add-on	Budget plans	Project ranking/project prioritization
	Idea management for the organization as a whole	Baselines/historization of project data	Interfaces for resources master data (e.g., SAP HCM)	Benefit plans	Configuration of portfolio scenarios/scorecard
	Optimizing demand management	Optimizing project management	Illustration of different booking statuses	Setting up of approval processes	Consideration of all investments in the portfolio
			Skill Management	Import of SAP invoices and actual data	Portfolio versioning
		Processes for resource requests	Configuration of chargebacks		

*ARP = itd Advanced Resource Planning

Achieve Your Goal in Just Six Weeks

Our implementation method entails a series of joint workshops during which we adapt the system to your needs. By ensuring the optimal availability of all resources, our approach allows you to completely implement the system in just six weeks.



Basic Setup

Before putting your Clarity system into operation, we work with you to clarify the necessary system settings, such as language, currencies, and billing periods. We map relevant departmental structures for you in the system, and together we come up with a consistent rights concept. The latter takes dependencies for departments and roles into account and defines how your users are able to access to modules and features in Clarity.

Demand and Project Management

Together we check the demand and project master data provided under the standard and decide whether we need to add any additional fields for you. We also work with you to develop simple approval workflows for controlling and evaluating demands. To map your project types in the company, we set up project templates for you that can be saved as templates for frequently-used work breakdown structures.

We implement billing periods, feedback periods, cost types (Charge Codes), and a project status report as a basis for recording actual times in Clarity. Once the booking has been made, the actual times can be viewed in the project.

Resource Management

We work in consultation with you to analyze the resource master data you need and prepare Clarity for the entry of your data. We then use a template to transfer the resource data you have prepared into the system.

Financial Management

We save your resources' rates in a cost matrix so that the actual times reported can immediately be seen in terms of actual costs of your project activities. With Simple Budget, you get an overview of the most important KPIs for your projects all while having to enter less financial data. Cost plans are set up in Clarity as per your requirements. This allows you to capture and view the project costs in accordance with the requirements for your organization right from the start.

Portfolio Management

For your management, we set up a simple project portfolio in list form with the most important information for prioritizing your projects. We will also set up various infographics that you can use to assess the costs and work involved for all the projects in your portfolio.

Train the Trainer Training Course

Our proven Train the Trainer training course concept helps conclude the Clarity implementation as quickly and cost-effectively as possible. As part of this training, we train certain employees that you select as trainers so that they are prepared to quickly support other employees at your company as they immerse themselves in the world of Clarity. You will receive the necessary know-how to train end users and scale the system at your company.

itdesign Is Your Clarity Partner



Felix Zwieße

Head of Sales

Tel.: +49 7071 3667-60

ppm.itdesign.de/en

I look forward
to your message!

ppm@itdesign.de


Our Services

Everything under One Roof for Your Clarity

With itdesign, you will receive a complete package of long-term expertise, outstanding service, and a real partner you can rely on. We stand by our customers and assist them throughout the entire process with Clarity – from tool selection and implementation to hosting, application management, and support. In addition to technical implementation, you benefit from our best practices and professional know-how.

Selected References

These Customers Also Have Achieved Success with Clarity and itdesign



itdesign GmbH
Friedrichstraße 12
72072 Tübingen
Germany

